

## Mesotherapy Strategies and Techniques: A View

Izharul Hasan<sup>1\*</sup>, Pawan Kumar<sup>2</sup>, Hageeq Ahmad<sup>3</sup>

<sup>1</sup>Consultant Physician, Herbal Medicine and Cupping Therapy Clinic, Karol Bagh, New Delhi, India.

<sup>2</sup>Research Officer, Scientist 4, IEC and Patent Division, Central Council for Research in Unani Medicine (CCRUM), Ministry of AYUSH, Government of India, New Delhi, India.

<sup>3</sup>Assistant Professor, Dept of Ilmul Advia, Rehbar Ayurvedic and Tibbi Medical College, Sangrur, Punjab, India.

**\*Corresponding Author**

**Email ID: drizharnium@gmail.com**

### ABSTRACT

Mesotherapy is a clinical specialty that includes the presentation of different restorative agents like natural concentrates, drugs and nutrients in tiny amount to the skin. Mesotherapy has different helpful applications. Since its presentation during the 1950s created by French doctor Dr Michel Pistor, the utilization of mesotherapy has produced a lot of enthusiasm among clinicians and patients. Mesotherapy treatment is a non surgical restorative preparation pointed toward reducing issue, for example, cellulite, abundance weight, body weight, and face and neck revival. It is directed by means of various infusions containing different kinds of FDA endorsed prescriptions, nutrients, and minerals. From that point forward, in excess of 25,000 doctors from around the globe have utilized mesotherapy in different manners to deliver dramatic outcomes; all through the working room. This article features the conceivable mechanism of activity, signs, contraindications and remedial utilizations of mesotherapy.

**Keywords:** Mesotherapy, Natural Extracts, Therapeutic Applications.

### INTRODUCTION

A French doctor, Michel Pistor [1], detailed empowering results with little dosages of drugs controlled intradermally to patients with an assortment of clinical conditions. The expression "mesotherapy" originates from the Greek word "mesos" alluding to the mesoderm (or center germ cell layer) in the early incipient organism which separates into tissues and structures, including bone, ligament, muscle and connective tissue. The Italian Society of Mesotherapy (SIM) was imagined in 1975 with the essential goal of assessing and approving mesotherapy in Italy utilizing logical techniques.

In a portion of the primary preliminaries the pharmacokinetics and bearableness of

a solitary drug operator controlled intradermally were researched and from that point forward the principal treatment conventions were applied.

At first, mesotherapy comprised of the utilization of a blend of dynamic fixings joined with procaine in the equivalent syringe [2-4]. These "cocktails" of specialists demonstrated numerous advantageous impacts, albeit orderly very much directed preclinical and clinical examinations were deficient. Besides, no preliminaries were led to decide the wellbeing and harmfulness or pharmacological cooperations of these blends in people.

In 1976 the main emergency clinic outpatient administration for mesotherapy

was made. In the very year, the main International Mesotherapy Congress happens in Bray-Lu [5]. In 1987, mesotherapy was authoritatively recognized as a clinical strength by The French National Academy of Medicine. After the death of Pistor in 2003 it will be a fitting accolade for overall articulate Dr Pistor as the 'Father of Mesotherapy' [6].

## **MATERIALS AND TECHNIQUES**

### **Syringes and Needles**

Despite the fact that mesotherapy just includes microinjections, these should in any case be managed as non-horrendously and as effortlessly as could reasonably be expected. Definitive factors in this regard, aside from the dynamic substances, are the infusion procedure and the nature of the syringes and needles. All the materials ought to be silicon and sans latex. Accessible needle designs incorporate the 1 ml, 2.5 ml, 5 ml and 10 ml sizes; it is essential that they comprise of three segment parts (for example that the unclogger is finished off with an elastic seal which important simpler, smoother conveyance). In the event that an electronic Mesogun is utilized, the right needle designs are essential to ensure total departure of the substance (Figure 1).



*Fig. 1. Different Sizes of Syringes Used in Mesotherapy*

The syringes ought to be of high caliber and fitted with an elastic seal for smoother float during the infusion. Short 4-mm and 6-mm needles are accessible particularly for mesotherapy (Mesoram, Mesorelle, Mesojet). The Mesojet needles are recognized by their extraordinary 5-sided slant, which extensively lessens seeping from the skin. However, they should just be utilized with an electronic injector, as the 5-sided slope makes skin entrance somewhat more troublesome contrasted and the 3-sided (three-sided) angle. Although the needles mentioned here are of good quality, elite items, they actually should be changed a few times while regulating different infusions. The needle can twist or become blunted, especially when utilizing the nappage (otherwise called blast or salvo) procedure. What's more, the patency of the needle should be checked before each treatment. Each needle must be discarded following use, utilizing a devoted, safely fixed sharps compartment (Quick-box), which is discarded by means of ordinary waste. Needles should never be recapped because of the danger of injury.

### **Common Ingredients**

common ingredients that naturally occur in the skin, including: vitamins A, B, C, E and K, hyaluronic acid, minerals and nucleic acids are used in mesotherapy (Figure 2).



*Fig. 2. Injector*

The injector empowers the advisor to work with accuracy, even in anatomically hazardous territories.

### **Mesotherapy Needles and their Employments**

- 1) Microlance BD 0.3 x 13 mm: cellulite, lipolysis, hair loss, point-by-point strategy, direct passage procedure, manual epidermal method, individually infusion technique, penetration.
- 2) Mesoram 0.3 x 4 mm: Mesolift, hair loss, cellulite, Mesobotox, nappage and epidermal strategy, individually infusion procedure, for general manual use or with the Pistor 4 or 5.
- 3) Mesojet 0.29 x 4 (additionally 6) mm, 5-sided incline + clean: exceptional needle for cellulite with venous as well as connective tissue shortcoming, in patients with expanded defenselessness to hematomas and bleeding.
- 4) Mesorelle 0.26 x 4 mm: best needle with a low stream rate, for the point-by-point and epidermal strategy in delicate patients or on touchy regions, for example hands, feet, perioral or periorbital district, causes altogether less agony.
- 5) Sterican or Terumo No. 20 0.3 x 20 mm or BD Hy-point 0.4 x 13 mm: lipolysis for greater fat cushions and bigger needle volumes, for subcutaneous invasion.

### **Post-Treatment Instructions**

Promptly following the technique, cold pack or ice ought to be applied to the territory and might be applied varying for redness or expanding for the initial 48 hours. In the event that conceivable the region ought to be wrapped with pressure dressings after consummation for 72 hours to upgrade results. It is encouraged to remain in office for ½ hour present treatment on screen for unfavorably susceptible response. Hives are normal and typically die down. It is encouraged to

urge to keep up ordinary exercises and resume practice program the following day. It is prescribed to follow a low carbohydrate, high protein diet for 72 hours post treatment. Best outcomes are acquired with high protein diet shakes five times each day and one low carbohydrate supper of vegetables, for example, a plate of mixed greens with dressing, steamed veggies and meat/fish/chicken which had been prepared or cooked (no potato or bread or pasta). Likewise drink 2-3 glass of servings of water. The injector enables the therapist to work with precision, even in anatomically problematic areas.

### **DISCUSSION**

An investigation of the literature regarding the matter of mesotherapy shows that the examinations distributed to date depend fundamentally on abstract appraisal strategies, introducing the consequences of methodology based on breaking down "previously, then after the fact" clinical photographic documentation. Target check of the outcomes exclusively on this premise is very troublesome, particularly since the photos frequently vary extensively regarding lighting or the situation of the patient. Changes happening in the skin because of mesotherapy require further more extensive exploration, just as more target research strategies and devices. It appears to be essential from one viewpoint to expand the quantity of patients in the examination and control gatherings, and on the other to make the gatherings more uniform through a suitable choice of the controlled medicines just as the incorporation and rejection models. As of now there is by all accounts a lack of forthcoming examinations, despite the fact that such investigations could be amazingly intriguing and useful by indicating the particular impacts of a particular strategy in a specific patient populace over a given time of time [6].

### **Pre-Requisite of Mesotherapy**

- 1) **Ingredients:** In mesotherapy all ingredients must be: water solvent, isotonic, and non-hypersensitive and don't cause knobs, ulcer or necrosis at infusion site.
- 2) **Syringes:** Most usually utilized syringes in this treatment are 5cc to 20 cc slip tip syringes and 5cc to 20cc luer lock syringes.
- 3) **Needles:** "Lebel needle" are most usually utilized in mesotherapy. Suggested needles for application: Face and neck-4mm 30G Mesotherapy Needles. Cellulite and fat-6mm 30G Mesotherapy Needles and ½ inch 30G Needles.
- 4) **Multi Injectors and Plates:** Circular Multi Injectors, NEEDLES-reasonable for all body parts. Straight Multi Injectors-Needles-appropriate for all body parts. Mesotherapy Gun-appropriate for all body parts and permits distinctive infusion procedures.
- 5) **Automatic Infusion Set:** A sufficient number of models and sorts of automatic mechanical, electronic devices are accessible to encourage the act of Mesotherapy. The professionals of this strategy avows the advantages of these infusion gadgets in delivering negligibly painful experience to the patient, agreeable for the expert, just as adding exactness and consistency to infusions.

### **Some Noteworthy Advantage of Mesotherapy Gun Include**

- 1) Expanded solace level for the patient and lack of concern for the professional.
- 2) Negligibly painful experience because of skin stabilizer, speed of needle and consistency of infusions.
- 3) Most extreme administrator mastery without weariness.

- 4) Precision the system is programmable and reliable with no space for administrator mistake.
- 5) Flexibility precisely performs nonstop, nappage, mesoperfusion and dosimetric modes.
- 6) Speed-Procedures are quick with brisk results [7].

### **Mode of Action**

The mode of action for mesotherapy has been proposed. The dermis is a common factor of three units for instance circulatory, neuro-vegetative and immunological limits. It has been suggested that by the activity at every one of these units, mesotherapy adjusts the practical issue that causes the presumed pathology. Mesotherapy uses both synthetic and physical (mechanical) incitement of the circulatory unit, insusceptible capability unit, anxious ability unit and basic skill unit inside the dermis and subcutaneous tissue, which advances the lymphatic, safe and circulatory arrangement of the body to make an organic reaction and opposite unusual physiology. The arrangements infused intradermally stay in the infused region for a more extended term contrasted with subcutaneous ones, and go about as a characteristic time-delivering specialist as long as 7 days, the infused drug focus on the contiguous tricky territory and keep on diffusing into the more profound tissues simultaneously. This method is likewise used to invigorate the mesoderm for different other natural purposes. For example, if there should be an occurrence of helpless flow, a vasodilator is utilized; if unreasonable irritation/incitement is required, a fibroblast multiplying arrangement is infused. Conditions, for example, lymph veno lymphatic inadequacy in the event of cellulite a trigger of venous and lymph stream is used [8].

## INDICATIONS

### 1) Mesotherapy for Acne and Acne scars

Acne is a common skin condition portrayed by the presence of pimples over the face, neck or body optional to pores obstructed with oil, soil and skin flotsam and jetsam. An expanded oil creation is a typical finding among acne sufferers. Numerous sufferers neglect to acknowledge is that they additionally have fundamental skin dryness or absence of dampness. Henceforth, the skin endeavors to repay by lifting oil discharge.

The presence of obstructed pores additionally invalidates endeavors to rehydrate the skin through use of creams or serums as the skin's absorptive capacity is seriously diminished. Mesotherapy can help focus on a scope of skincare issues from hanging skin and acne scars to melasma, sunspots, and dark circles. Most ordinarily, a blend of development variables and peptides will be embedded to help animate skin cell creation and increment the creation of collagen, otherwise known as what keeps skin full, close, and graceful.

Then again, can embed nutrients and supplements to diminish undesirable pigmentation by controlling shade creation. On the off chance that have indented acne scars, mesotherapy could likewise be an incredible treatment strategy; with the inclusion of hyaluronic corrosive, it'll volumize the skin, while other amino acids can advance skin regrowth and healing [8-9].

This therapy makes the body react by framing new collagen and elastin strands. In light of this boost, the skin plumps and thickens, which brings about decrease of the presence of scars, and almost negligible differences and wrinkles (Figure 3).



*Fig. 3. Mesotherapy for Acne before and after Treatment*

Different Conditions can be Treated or Improved by Microneedling along with Mesotherapy

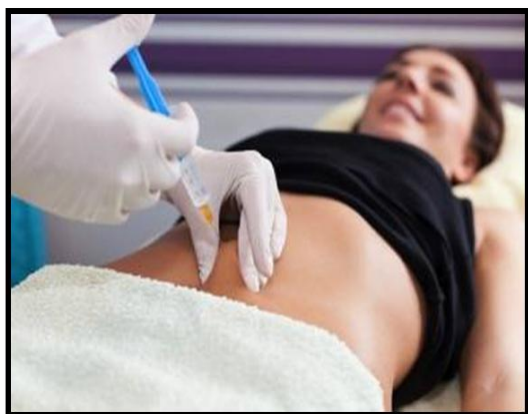
- 1) Mild to moderate acne scarring
- 2) Fine lines and wrinkles
- 3) Loose skin
- 4) Skin surface and pore size
- 5) Stretch imprints

Mesotherapy has numerous advantages in treating acne. Initially, the development of miniature channels empowers recuperating proteins, supplements and nutrients to infiltrate the skin and be retained.

### 1) Mesotherapy (Lipodissolve) for Fat Reduction

At present, there is a shortage of thorough logical investigations to demonstrate the security and adequacy of Mesotherapy as a treatment for fat decrease. Mesotherapy, truth be told, is utilized for a large group of different issues, for example, balding and torment the board, among others. Mesotherapy includes infusing minute amounts of an assortment of drug operators, concentrates of plants and nutrients into the mesoderm, which is the layer of fat and tissue underneath your skin. There is likewise a no-needle mesotherapy system, which is absolutely non-intrusive and utilizes ultrasound innovation to push the fixings under your skin. There is no sedation included;

however it is given on demand on the regions to be treated. The infused drugs separate the greasy cells, which the body normally flushes out later as waste. Mesotherapy can treat undesirable fat on the face, jawline, neck, arms, abdomen, hindquarters, thighs, and legs (Figure 4).



*Fig. 4. Mesotherapy Site for Belly Fat Reduction*

#### **PROCEDURE**

Numerous fine infusions of extraordinary "cocktail" arrangement of natural concentrates, drugs and nutrients (eg. psuedocholinesterase, caffeine, l-carnitine and so forth.) is infused into trouble spot and rehashed at regular intervals. The fat gets broken up and is consumed through lymphatics and moved to liver which thus removes it out of the body through excrement. Least 4-6 sittings are required for ideal outcomes. The individual is told to follow a sound and low fat eating routine alongside great activities focusing on the pain point. Obvious outcomes can be seen following a month of therapy [8-9]. The quantity of medicines required differs from patient to quiet, as it relies upon the patient's body. A few patients may see the outcomes after one treatment meeting, for other people; it might take four to five sessions. Lipolytic mesotherapy treatment is pointed toward diminishing the issue of little, difficult and undesirable pockets of fat. These stores are frequently impervious to slim down and

exercise. Patients may see the ideal outcomes after 4 meetings of this treatment, in spite of the fact that it might take not many more sittings in specific cases to see obvious improvement.

#### **2) Mesotherapy in Musculoskeletal Pain**

Mesotherapy is a treatment procedure without risks and powerful in the treatment of various joint, bone, muscle, ligament and lumbar agonies. Created in the 1950's by a French specialist, Doctor Pistor, it basically depends on the dermis limit of putting away medications in little dosages and of delivering them steadily carrying on like a repository equipped for redistributing for an all-inclusive period. This strategy in torment treatment was approved in 2001 by the Agence Nationale d'Accréditation et d'évaluation en Santé (French Health Accreditation and Evaluation Agency).

The motivation behind help with discomfort mesotherapy is to treat locally sharp and ongoing torments:

- Lumbago, tendonitis, sciatica, headache.
- Fibromyalgia, algoneurodystrophy.

It comprises an extra therapy to the clinical remedy of analgesics bound to recover the typical working of the musculoskeletal framework.

#### **There are Distinctive Back Agonies:**

- 1) Degenerative injuries, osteoarthritis
- 2) Herniated circle: sharp back torment and torment in the belt
- 3) Minor mechanical intervertebral unsettling influence:
- 4) Static back torment: this is mechanical torment, developing by flare-ups, and irritated by physical exercises.
- 5) Functional back torment: The torment is generally situated between the shoulder bones. This is solid agony of

most likely postural reason, with frequently a mental repercussion.

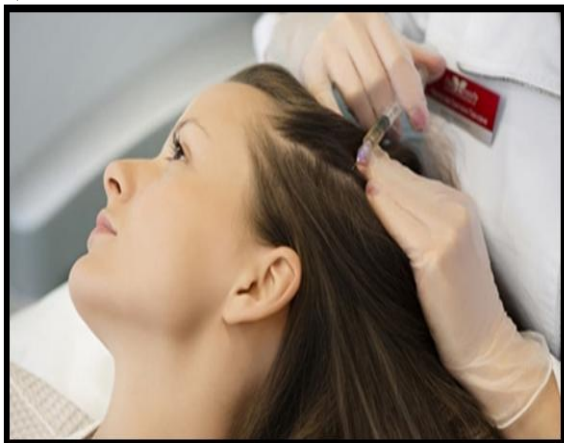
### **Main Indications**

Mesotherapy is suggested in the accompanying significant sicknesses: tendinitis, osteoarthritis, back agony, painful injury sequelae, development issues in young people, ligament and bone injuries, muscle sores. Dorsalgia in emergency speak to a wonderful sign of mesotherapy for adequacy, velocity, brief span of treatment, consistence, phenomenal resistance and fulfillment of individuals treated.

### **3) Mesotherapy for Hair Loss**

Mesotherapy is an alternative treatment that helps in beating hair sparseness in both genders women and men. It helps in regrowth as well as deferrals in male pattern hair sparseness. It is probably the most recent strategy that is utilized in preventive hair loss. Preferably, a specific cocktail is utilized which gives a lift to the scalp and improves the blood stream in the body which increases hair development.

During the time spent mesotherapy, the treatment of hair loss, is done by means of infusion as against mesotherapist which is finished by a hand. This in a perfect world guides the cycle of treatment quicker and furthermore decreases the agony (Figure 5).



*Fig. 5. Mesotherapy for Hair Loss*

**Mesotherapy for Scalp is used to Treat** Non-androgenic alopecia and hair which has been rashly harmed by environmental agents like (sun, contamination, and so forth)

- Hair diminishing
- Treat hair loss for both genders
- To kill dandruff and seborrhea
- To treat slim as well as devitalized hair

### **PHARMACOLOGY**

A blend of supplement promoters, containing nutrients, minerals and DHT (dihydrotestosterone) blockers are infused into the mesoderm so as to invigorate hair development and converse hair loss. (DHT is the androgen hormone that harms hair follicles on the scalp.) It is infused with the assistance of an infusion gun at all painful way.

It works since it expands blood dissemination to the debilitated or lethargic hair follicles, helps cell digestion, animates collagen; it replaces the nutrients and minerals that we lose as we age and kills the follicle-executing DHT hormone; accordingly checking hair loss and empowering hair development.

The treatment includes around eight sessions, one consistently for the term of thirty minutes each. Impacts begin getting obvious by the fifth meeting and it is known to have a triumph pace of 90-92%.

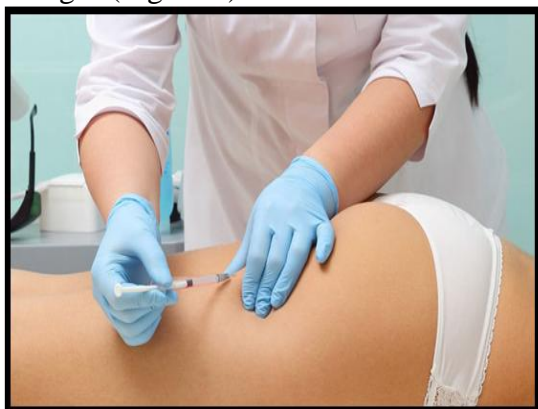
Mesotherapy is best in treating androgenetic alopecia; however it can likewise treat hair loss because of different causes like dietary insufficiencies, ongoing sickness, climate changes, stress, and so on. It cannot exclusively be utilized for treating going bald, sketchy hair loss, reformist diminishing of hair, yet in addition for dandruff.

Individuals who perform mesotherapy for hair loss claims:

- Corrects hormone awkward nature in and around the hair follicle
- Delivers supplements to the hair
- Improves blood flow

#### 4) Mesotherapy for Cellulite

Mesotherapy is a treatment for various skin conditions, which incorporates implanting little bits of treatment substances direct into target areas. Mesotherapy permits inversion or thwarting of numerous troublesome changes (Figure 6).



*Fig. 6. Mesotherapy for Cellulite*

Mesotherapy is a fat decrease treatment accomplished for face, midsection, bottom, thighs, and others. The advantages of mesotherapy for face can improve skin tone and surface and it will be firm, more versatile skin. It mellows the scarcely discernible differences and wrinkles. Mesotherapy is a miniature needling technique otherwise called collagen enlistment treatment. This gadget is secured with minuscule, shallow needles with jab gaps.

In spite of the fact that mesotherapy won't viably manage progressed cellulite in the normal degree, it will diminish its size and intensity. In patients with littler cellulite, impact of complete skin surface smoothing is reachable. Be that as it may, paying little mind to degree of the issue, excellent impacts might be normal; improvement in

the structure of the inward fat tissue and improvement of metabolism.

Summarizing, mesotherapy might be applied if there should be an occurrence of cellulite at any stage, regardless of the region; on thighs, hips and backside, just as in the event of patients whining about heavy skin with helpless condition and unsatisfactory appearance.

Infusions are made utilizing a needle with a dainty needle, at the separating of 0.5-1.5 cm. After the treatment, there remain blemishes on the skin as spots or a network; relying upon the treatment procedure. The imprints vanish inside a period reliant on the regulated medication; from 6 to 72 hours.

The infusions are not painful. In the event that the patient has a low torment affectability edge, anaesthetisation with an extraordinary cream might be applied. The needle may penetrate a vein, where case a minor wound will create. Back rub is performed after the treatment, which permits even conveyance of the fixings infused into the skin. The meds stay dynamic for even a month after the treatment.

#### 5) Mesotherapy Face and Neck Tightening

A progression of miniature infusions that contain ingredients present normally in the skin, for example, A, B, C, E and K nutrients, chemicals, minerals, nucleic acids, and hyaluronic corrosive, the presence of the face and neck is improved, appropriate hydration is re-established and the skin is solidified and conditioned.

The infusions cause just a mellow pricking sensation and invigorate the tissues of the skin. Mesotherapy face fixing and neck fixing battles hanging skin and books and firms the face and neck territory. It

likewise expands the skin's flexibility and radiance.

#### **6) Mesotherapy Collagen and Elastin**

Mesotherapy is a treatment that animates the formation of collagen and elastin which thickens the skin and improves surface and tone. Collagen and elastin moreover help to keep the skin tight, while smoothing out wrinkles and lines. The methodology is for all intents and purposes effortless and helps with creating collagen and elastin for skin wellbeing and restoration. The treatment appears as infusions of hyaluronic corrosive legitimately into the mesoderm, or center layer of the skin. Aside from the sustaining benefits, the methodology additionally advances the creation of collagen and elastin which revives the skin and animates its digestion. After 3 or 4 medicines, the skin takes on a great glow and gets plumper and firmer.

#### **7) Mesotherapy of Dark Circles and Bags under the Eyes**

The reasons for dark circles are different: hereditary inclination, awful course, unfortunate eating routine, absence of rest, hypersensitive responses, smoking. It is characteristic that throughout the long term our tendons which hold the fat cushion under the eye debilitate, subsequently making it more noticeable. The vanishing of greasy tissue makes dark circles more apparent while regularly, dark circles and packs show up because of circulatory problems and articulated venous plexus. Mesotherapy can altogether improve the hue of the under-eye circles and diminish the volume of greasy packs.

The outcomes are clear after just two sessions, yet ideal is 4 to 6 sessions every week separated. Mesotherapeutic cocktail comprises of hyaluronic corrosive, nutrients, enemies of oxidants, just as other dynamic substances which have

impact on microcirculation. The treatment improves the presence of under-eye zone, decreases the scarcely discernible differences around eyes, and lessens the dark circles and tired look.

#### **8) Mesotherapy Treatment of Knee: Tendinopathy**

Mesotherapy is a valuable tool in sports medication; it permits to bring a fast, compelling and delayed restorative reaction to numerous basic pathologies on the off chance that it is utilized in an appropriate manner. Tendinopathy is a state of the ligaments, in other words, debasement or even degeneration of the ligament, all the more regularly called tendonitis. Aggravation of the ligament or its sheath brings about torment which can be joined by expanding at the degree of the influenced ligament. Tendinitis is more continuous in athletes and sportswomen, regardless of whether expert or beginner, and individuals whose calling requires dull motions (Figure 7).



*Fig. 7 Mesotherapy for Knee Joints*

#### **The Most Widely Recognized Tendinitis**

- From the shoulder
- Achilles ligament
- Of the knee
- Of the elbow
- Wrist
- From the hip

Numerous explores results recommend that mesotherapy is both satisfactory and safe for the treatment of patients with osteo joint inflammation. Also, clinicians ought to consider mesotherapy as an alternative treatment for patients with contraindications for NSAID use [9-11].

### 9) Mesotherapy for Stretch Marks

Stretch marks are usually on the stomach, bosoms, arms, rear end and thighs. Exceptionally successive, they can show up during pregnancy, during youth, during certain metabolic and endocrine sicknesses: weight, undernutrition, cushing, delayed corticotherapy.

Stretch marks are because of a breakdown of collagen and flexible strands situated in the profound layers of the skin. These strands break during a stretching excessively quick and too ruthless skin. The presence of stretch marks would be of hormonal beginning. All the more explicitly, it is connected to an unnecessary creation of cortisol. A stretch of the skin related with a bigger creation of cortisol. Fast weight increase can consolidate hormonal factors and stretching of the skin. The taking of anabolic steroids in athletes so as to build bulk, particularly weight lifters.

The reticular dermis is liable for the presence of stretch denotes: the snared collagen strands are orchestrated by an arrangement of "skin split lines", lines of skin strain; it is thusly that the break of the cutaneous tissue happens during the constitution of the stretch marks.

### ADVERSE EFFECTS [6,11,12]

The results caused due to mesotherapy are generally minor and reversible like:

1) **General Effects:** Burning or tingling sensation, Tenderness, torment, growing or wounding.

- 2) **Expected Side Effects:** Flushing, vagal reaction, sensitivity, discombobulation, sickness.
- 3) **Neighborhood Effects:** Hematoma, putrefaction, canker, hyper pigmentation, diseases (mycobacterium).

### GUIDING PRINCIPLES OF MESOTHERAPY

- 1) It is the obligation of person's doctor to comprehend and submit to all appropriate Federal, State and neighborhood guidelines.
- 2) Just those medications which are FDA affirmed ought to be financially publicized; it is unlawful to economically promote any non-endorsed or off-mark use.
- 3) A fitting educated assent ought to be ensured by the doctor for every patient preceding the treatment. The assent ought to unmistakably express that there is exceptionally restricted logical proof accessible to confirm the adequacy of mesotherapy or potentially infusion lipolysis for the treatment of dissolving fat gatherings.
- 4) Since security and adequacy can't be determined from the accessible assortment of English writing, accepts further logical testing of fat decrease blends is required before suggestions on their utilization might be officially given.
- 5) Doctors managing mesotherapy medicines ought to know about the synthetic compounds/drugs being infused, measurements, specific results, and expected collaborations.
- 6) Records of infused substances and measurements managed ought to be accessible in the patient's clinical record and available to other treating doctors.
- 7) Doctors should utilize their own and expert judgment while deciphering and applying these core values to their

individual practice. These core values ought not be considered as rules or norms of clinical consideration [13].

### CONTRAINDICATIONS

- 1) Treatment is not suggested; experiencing any skin disease in or close to the treatment region or are unwell in any capacity (even a virus).
- 2) In case of experienced unfavourably susceptible responses to any of the fixings or neighbourhood sedative
- 3) In cases of taking any medicine which influence bleeding, for example, headache medicine or other one.
- 4) In cases of taking steroids or have immune system malady.
- 5) In Pregnancy and breastfeeding
- 6) In Cases of critical illness

### CONCLUSION

The essential undertaking of facial aesthetic medicines is to improve an individual's appearance with regards to the personal satisfaction, comfort, prosperity and confidence. Treatment choices are broad, both as far as the scope of naturally dynamic substances that can be applied and the strategies for improving their ingestion. In this way they give numerous chances to improving the state of develop skin and forestalling the indications of maturing. It is important, in any case, that aesthetic medication experts, notwithstanding relational abilities, ought to have information on anatomy, physiology, dermatology, stomatology, science, microbiology, allergology and different controls, upheld by solid logical exploration. Mesotherapy covers a wide range of wounds, issues and ailments, alongside getting corrective conditions. Due its non-obtrusive, effortless nature mesotherapy picked up fame. Anyway proceeded with research and logical investigations are needed to validate the cases of adequacy of this strategy.

### REFERENCES

- 1) S. Giovanni Calibita. Medical Director; FBF Isola Tiberina Hospital, Rome, Italy
- 2) General Practitioner, ASL RME, Rome, Italy
- 3) Sanofi Pasteur. Scientific Department, Rome, Italy
- 4) Laboraf, Raffaele San. Hospital IRCSS; Milan, Italy
- 5) L.C. Jacques. History of Mesotherapy; American Journal of Mesotherapy. Access on dated 10 Sept 2020 at [www.mesotherapyjournal.com/](http://www.mesotherapyjournal.com/)
- 6) G Sivagnanam. Mesotherapy Approach; The French Connection; journal of Pharmacology and Pharmacotherapeutics. 2010
- 7) Mesotherapy Worldwide. Access on dated 10 Sept 2020 from [www.mesotherapyworldwide.com](http://www.mesotherapyworldwide.com)
- 8) Athena Cosmetics Manufacturer; Mesotherapy. Access from [http://athena-lab.com/pdf/ATHE NALAB%20-%20Mesotherapy.pdf](http://athena-lab.com/pdf/ATHE%20NALAB%20-%20Mesotherapy.pdf)
- 9) Piskorz-Wapinska J. Zastosowanie karboksyterapii w medycynie. Acad. Aesthet. Anti-Aging Med. 2015;1:28–40.
- 10) Ornatowska M. Piękno skóry w najbardziej delikatnych okolicach. Medycyna Estetyczna i Anti-Aging. 2015;1:30–32.
- 11) Goh CL. The Need for Evidence-Based Aesthetic Dermatology Practice. J. Cutan. Aesthet. Surg. 2009;2(2):65–71.
- 12) Kubiak M, Budzisz E, Rotsztein H. Mezoterapia –rola w świetle dzisiejszej wiedzy. Pol. J. Cosmetol. 2010;14(1):34–41.
- 13) Surowiak P. Mezoterapia versus osocze bogatopłytkowe. Acad. Aesthet. Anti-Aging Med. 2011;2:7–10.